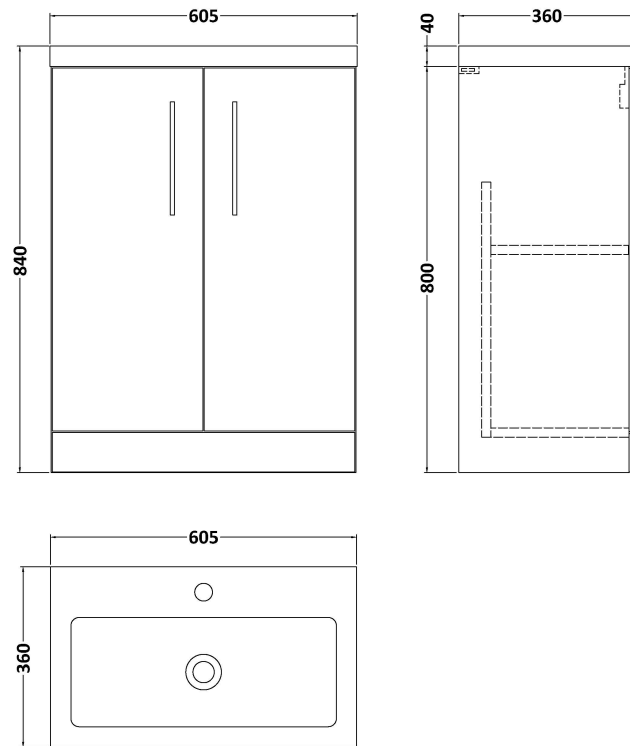


Sales Code: PAL026

Description: 600 Fs 2-Door Vanity & Polymarble Basin




### Packaging Details

Barcode: 5056211815129

**Sales Code:** NVF603CN

**Description:** 600 Fs 2-Door Unit (335 Deep)



**Product Dimensions**

Height (mm):	800
Width (mm):	600
Depth (mm):	353
Nett Weight (kg):	19

**Packaging Dimensions**

Height (mm):	835
Width (mm):	620
Depth (mm):	355
Gross Weight (kg):	19.5

**Packaging Data**

Box Colour:	Brown Cardboard Box
Box Qty:	1
Label Size:	100 x 50
Label Colour:	White Label
Label Qty:	2

**Outer Box Dimensions (If Applicable)**

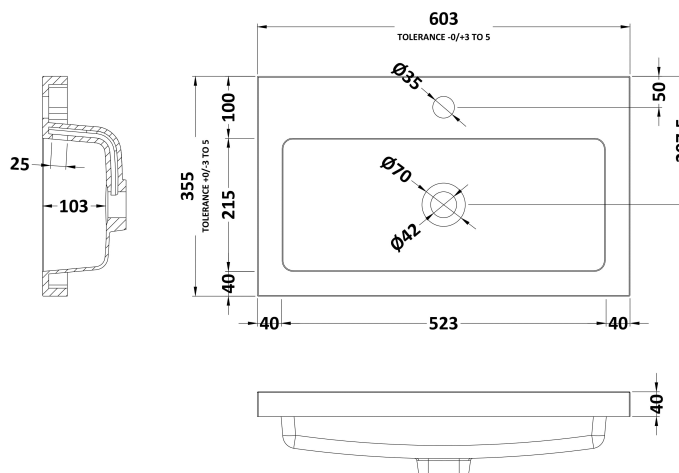
Height (mm):	
Width (mm):	
Depth (mm):	
Gross Weight (kg):	
Barcode:	5056462660622

**Product Details**

Country of Origin:	United Kingdom
Fitting Instruction:	No
CE Certification:	N/A
FSC Certified Materials:	Yes
Colour:	Black Woodgrain
Construction Method:	Cam & Wood Dowel
Construction Type:	Rigid
Cabinet Finish:	MFC Textured Woodgrain
Fascia Finish:	MFC Textured Woodgrain
Cabinet Thickness (mm):	18
Fascia Thickness (mm):	18
Drawer Included:	No
Drawer Type:	Not Applicable
No of Shelves:	1
Hinge Type:	95 Degree Clip-On Soft Close
Hinge Included:	Yes, Supplied
Adjustable Legs:	No, Not Required
Fixings Included:	Yes
Handle Style:	Contemporary
Waste Shroud:	No
Handle Included:	Yes, Supplied
Handle Type:	D-Shape

Sales Code: PMB313

Description: 600 Rear Tap Basin 1Th



### Product Dimensions

Height (mm):	355
Width (mm):	603
Depth (mm):	135
Nett Weight (kg):	9.66

### Packaging Dimensions

Height (mm):	410
Width (mm):	200
Depth (mm):	650
Gross Weight (kg):	9.66

### Packaging Data

Box Colour:	Brown Cardboard Box - Printed
Box Qty:	1
Label Size:	100 x 50
Label Colour:	White Label
Label Qty:	2

### Outer Box Dimensions (If Applicable)

Height (mm):	
Width (mm):	
Depth (mm):	
Gross Weight (kg):	
Barcode:	5055369071982

### Product Details

Country of Origin:	China
Fitting Instruction:	No
Certification:	CE: Yes WRAS: N/A WRAS No: N/A
Product Material:	Polymarble
Fixing Supplied:	No

**Pans/Bidets:** Trap Style: Not Applicable Includes Seat: Not Applicable

**Seats:** Seat Type: Not Applicable Material: Not Applicable  
Function: Not Applicable Hinge Type: Not Applicable  
Hinge Material: Not Applicable

**Cisterns:** Operating Type: Not Applicable Fittings: Not Applicable  
Lever Type: Not Applicable

**Basins:** Tap Hole: One Taphole Chain Stay Hole: No  
Template: Not Required Waste Type Req: Slotted  
Overflow Inc: Yes Overflow Cover: Yes  
Inner Bowl Depth (mm): 103mm