

16

15

14

13

12

11

10

9

8

7

6

5

4

3

2

1

M

M

L

L

K

K

J

J

H

H

G

G

F

F

E

E

D

D

C

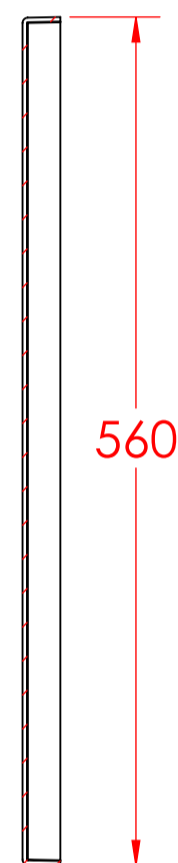
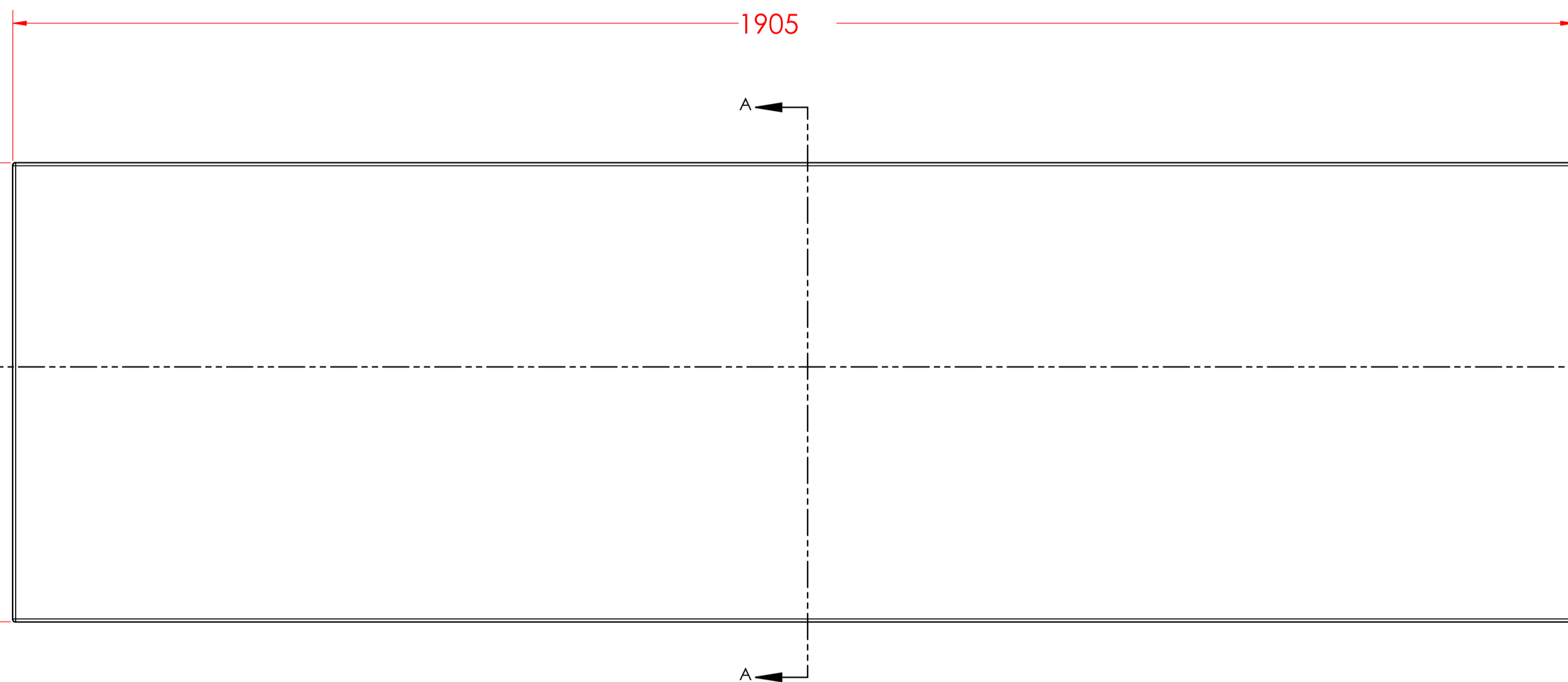

C

B

B

A

A



SECTION A-A

SECTION B-B

1905

25

1905

560



UNLESS OTHERWISE SPECIFIED: DIMENSIONS ARE IN MILLIMETERS		FINISH:	DEBURR AND BREAK SHARP EDGES		DO NOT SCALE DRAWING	REVISION
SURFACE FINISH:						
TOLERANCES:						
LINEAR:						
ANGULAR:						
DRAWN	NAME	SIGNATURE	DATE		TITLE: 1900x560 Flat Panel	
CHKD						
APPVD						
MFG						
Q.A.					DWG NO. A1	
					MATERIAL:	
					WEIGHT:	
					SCALE:1:5	
					SHEET 1 OF 1	

16

15

14

13

12

11

10

9

8

7

6

5

4

3

2

1