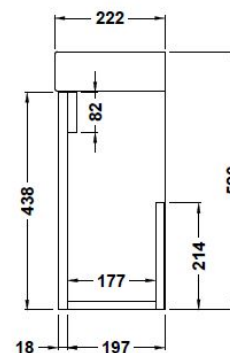
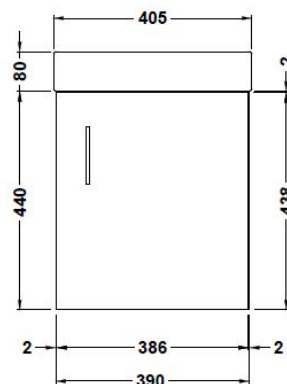
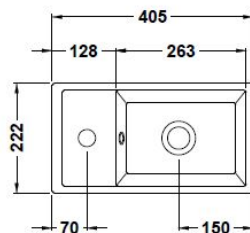


Sales Code: MIN010

Description: 400 Single Door Wh Unit And Basin



### Product Dimensions

|                   |     |
|-------------------|-----|
| Height (mm):      | 440 |
| Width (mm):       | 400 |
| Depth (mm):       | 222 |
| Nett Weight (kg): | 13  |

### Packaging Dimensions

|                    |      |
|--------------------|------|
| Height (mm):       | 460  |
| Width (mm):        | 410  |
| Depth (mm):        | 235  |
| Gross Weight (kg): | 13.2 |

### Packaging Data

|               |                     |
|---------------|---------------------|
| Box Colour:   | Brown Cardboard Box |
| Box Qty:      | 1                   |
| Label Size:   | 50 x 100            |
| Label Colour: | White Label         |
| Label Qty:    | 2                   |

### Outer Box Dimensions (If Applicable)

|                    |               |
|--------------------|---------------|
| Height (mm):       |               |
| Width (mm):        |               |
| Depth (mm):        |               |
| Gross Weight (kg): |               |
| Barcode:           | 5056211800712 |

### Product Details

|                          |                      |
|--------------------------|----------------------|
| Country of Origin:       | United Kingdom       |
| Fitting Instruction:     | No                   |
| CE & UKCA:               | N/A                  |
| FSC Certified Materials: | Yes                  |
| Colour:                  | Black Woodgrain      |
| Construction Method:     | Cam & Wood Dowel     |
| Construction Type:       | Rigid                |
| Cabinet Finish:          | MFC Textured Matt    |
| Fascia Finish:           | MFC Textured Matt    |
| Cabinet Thickness (mm):  | 18                   |
| Fascia Thickness (mm):   | 18                   |
| Drawer Included:         | No                   |
| Drawer Type:             | Not Applicable       |
| No of Shelves:           | 0                    |
| Hinge Type:              | 95 Degree Soft Close |
| Hinge Included:          | Yes                  |
| Adjustable Legs:         | No, Not Required     |
| Fixings Included:        | Yes                  |
| Handle Style:            | Contemporary         |
| Waste Shroud:            | Not Applicable       |
| Handle Included:         | Yes                  |
| Handle Type:             | Bar                  |