

AQUALISA

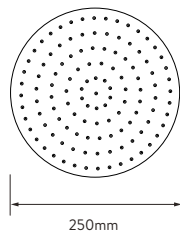
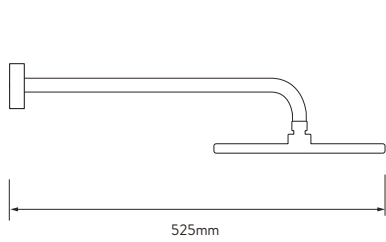
OPTIC Q™

OPQ.A1.BV.
DVFW.23

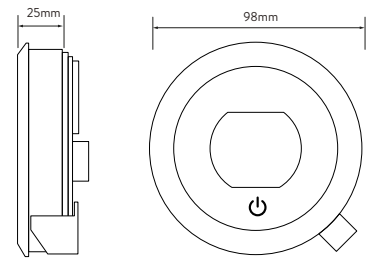
WITH ADJUSTABLE HEAD AND WALL FIXED DRENCHER - HP/COMBI

DIMENSIONAL DRAWINGS

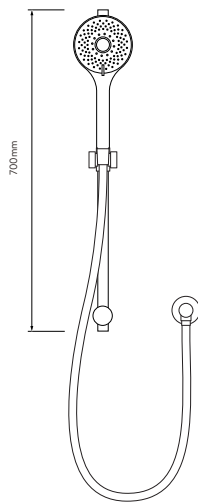
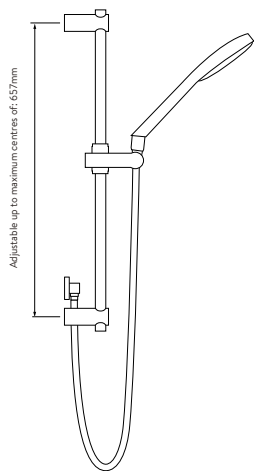
FIXED WALL DRENCHER



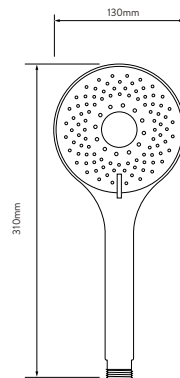
CONTROLLER



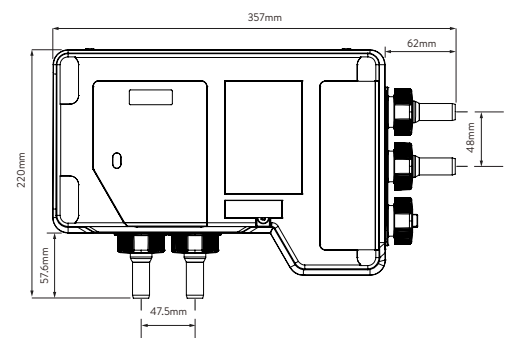
SHOWER RAIL KIT



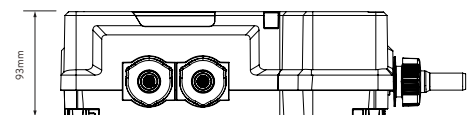
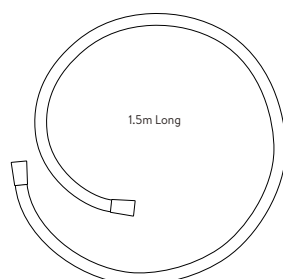
SHOWER HEAD



AQUALISA SMARTVALVE™



SHOWER HOSE



AQUALISA

OPTIC Q™

OPQ.A1.BV.
DVFW.23

WITH ADJUSTABLE HEAD AND WALL FIXED DRENCHER - HP/COMBI

TECHNICAL SPECIFICATIONS

Minimum operating pressure	1 bar
Maximum operating pressure	5 bar
Peak operating pressure	7 bar
Aqualisa SmartValve™ inlet fitting connections	15mm push fit fittings, valve inlet centres 48mm, inlet supply positions – hot right, cold left
Aqualisa SmartValve™ and diverter outlet connections	15mm push fit
Permissible Aqualisa SmartValve™ and diverter siting locations	Loft, airing cupboard, under bath
Supply temperature	Cold inlet temperature 1°C (minimum) Cold inlet temperature 15°C (maximum) Hot inlet temperature 65°C (maximum)
Water system	HP / Combi / Boosted gravity
Features	Proximity sensor (to wake controller up)
	Large rotary temperature ring
	Digital display system
	User definable shower profiles / experiences (available via the Aqualisa app)
	Warm and ready indicator
	Optical on off switch
	Unique Q™ lever control
	Magnetically damped Q™ lever
	130mm Vita™ shower head with 3 spray patterns
	Wi-Fi & App compatible – control your product with your smart phone and smart home device e.g. Alexa
	App functions include start/stop, set your flow and temperature, shower timer, user dashboard, usage tracker and help & support
	Aqualisa SmartValve™
	Optional wireless rechargeable remote control
	You can select the shower outlet you want to start first everytime
Digital diverter technology	
Guarantee period	5-year guarantee - shower unit
	2-year guarantee - shower head and kit
Approvals	CE Marking
	UKCA
	BEAB